


Understanding your SDG&E® bill



Below are summarized sections of your bill. Details about your energy use such as when and how your home uses energy, and a bill forecast for the month, are available in My Account, SDG&E's online energy management tool. To get started, you just need your account number. Visit sdge.com/MyAccount.

- 1 **SDG&E® contact information and hours of operation**
- 2 **Due date and amount due** for quick reference.
- 3 **Summary of charges** shows usage and cost totals at a glance.
- 4 **Messages** provides information about your account, programs or services.
- 5 **Graphical history** compares your usage to previous months and the same month a year ago to help you track your conservation efforts.
- 6 **Online bills** Help save paper by going paperless with My Account, or check with your home banking provider to see if they offer e-bills from SDG&E.



ACCOUNT NUMBER 1234 567 890 0
SERVICE FOR
SDGE CUSTOMER
4800 ELECTRIC AVE
SAN DIEGO, CA 92129

DATE MAILED Jun 8, 2016 Page 1 of 4
www.sdge.com
1-800-411-SDGE (7343) English
1-800-311-SDGE (7343) Español
1-877-889-SDGE (7343) TTY
M-F, 7am-8pm, Sat, 7am-6pm
24 Hour Emergency Service

1

Save money with the help of our assistance programs. See if you qualify for a monthly discount, free home upgrades and more sdge.com/assistance.

Account Summary

Previous Balance		\$156.12	
Payment Received	05/31/16	THANK YOU	- 156.12
Current Charges		+ 167.23	
Total Amount Due		\$147.50	

Summary of Current Charges (See page 2 for details)

Billing Period	Usage	Amount(\$)
Gas May 5, 2016 - Jun 6, 2016	23 Therms	29.66
Electric May 5, 2016 - Jun 6, 2016	573 kWh	137.57
Total Charges this Month		\$167.23

Regulatory Notices

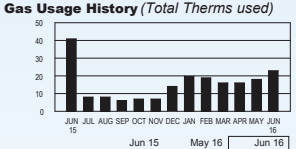
All customers are required to pay a Competition Transition Charge as part of the charges above, including those who choose an electric service provider other than SDG&E.

2

DATE DUE Jun 27, 2016

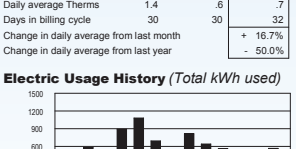
AMOUNT DUE \$167.23

Gas Usage History (Total Therms used)




	Jun 15	May 16	Jun 16
Total Therms used	41	18	23
Daily average Therms	1.4	6	7
Days in billing cycle	30	30	32
Change in daily average from last month			+ 16.7%
Change in daily average from last year			- 50.0%

Electric Usage History (Total kWh used)



	Jun 15	May 16	Jun 16
Total kWh used	429	505	573
Daily average kWh	14.3	16.8	17.9
Days in billing cycle	30	30	32
Change in daily average from last month			+ 6.5%
Change in daily average from last year			+ 25.2%

PLEASE KEEP THIS PORTION FOR YOUR RECORDS. (FAVOR DE GUARDAR ESTA PARTE PARA SUS REGISTROS.)
PLEASE RETURN THIS PORTION WITH YOUR PAYMENT. (FAVOR DE DEVOLVER ESTA PARTE CON SU PAGO.)



SERVICE ADDRESS: 4800 ELECTRIC AVE SD 92129

6 **Save Paper & Postage**
PAY ONLINE www.sdge.com

ACCOUNT NUMBER 1234 567 890 0

DATE DUE Jun 27, 2016

AMOUNT DUE \$167.23

Please enter amount enclosed.

\$

Write account number on check and make payable to San Diego Gas & Electric.

SAN DIEGO GAS & ELECTRIC
PO BOX 25111
SANTA ANA CA 92799-5111

0 0 000001234 567 89000000167230000016723

- 7 **Gas service,** baseline allowance and meter reading information.
- 8 **Gas rate information** and associated costs are detailed to help you understand your energy use.
- 9 **Payment options** presented so you can decide the best way to pay your bill every month.
- 10 **Electric service,** baseline allowance and meter reading information.
- 11 **Your circuit and block number** You can use your circuit and block number to see how long a planned or unplanned outage is expected to last.
- 12 **Electric rate information** detail and associated costs are displayed to help you understand total costs for electricity.
- 13 **Breakdown of electric charges** itemizes individual components included in your electric rates. The charges shown for 'Transmission' through 'Reliability Services' are included in the Electric Delivery section of the bill.
- 14 Residential electric rates are tiered so the cost per kWh goes up when your overall electricity use rises from one usage level to the next. There are up to two tiers where your usage can fall into.



ACCOUNT NUMBER 1234 567 890 0
 DATE DUE
 Jun 27, 2016

DATE MAILED Jun 8, 2016 Page 2 of 4
 1-800-411-SDGE (7343) English
 1-800-311-SDGE (7343) Español
 1-877-889-SDGE (7343) TTY
 www.sdge.com

Detail of Current Charges

Gas Service

Rate: GR-Residential Baseline Allowance: 16 Therms
 Meter Number: 11111111 (Next scheduled read date Jul 6, 2016) Cycle: 3

Billing Period	Days	Current Reading	Previous Reading	= Difference	x Meter Constant	x Therm Multiplier	= Total Therms
05/05/16 - 06/06/16	32	9717	9695	22	1.000	1.033	23

GAS CHARGES		Amount(\$)
Gas Service (Details below)		23 Therms
	Baseline	Non-Baseline
Therms used	16	7
Rate/Therm	\$.90805	\$ 1.08354
Charge	\$ 14.53	+ \$ 7.58
		= 22.11

Gas Energy Rate Change This Billing Period:
 There was a rate change on day 27 of your Billing Period. Therefore, your charges for the first 26 days were at Rate 1, and the remaining 6 days were at Rate 2.

Gas Energy Charge (Details below)		23 Therms
Usage		
Therms used	23	
Rate/Therm	\$.25426	
26 of 32 Days	\$ 4.75	= 4.75
Therms used		
Therms used	23	
Rate/Therm	\$.25975	
6 of 32 Days	\$ 1.12	= 1.12

Total Gas Charges \$27.98

(Continued on next page)

Other Important Phone Numbers

For emergencies and to report outages, please call 24 hours a day, 7 days a week... **1-800-611-7343**
 To locate underground cables & gas pipes, please call DigAlert, Monday-Friday, 6am-7pm... **8-1-1**

Payment Options \$

Online: It's fast, easy and free. Just register or sign into My Account at <https://myaccount.sdge.com>
Home banking: If you pay bills online through your bank, check with them to see if you can receive your bill online.
Automatic Pay: Have your payment automatically deducted from your account. For more information, call 1-800-411-SDGE (7343) or visit www.sdge.com
Pay by Phone: Visit www.sdge.com to enroll. Once enrolled for pay by phone option, you may authorize a payment from your checking account any day up to and including the bill due date.
By Mail: Mail your check or money order, along with the payment stub at the bottom of your bill, in the enclosed envelope to SDG&E, PO Box 25111, Santa Ana, CA 92799-5111
ATM/Debit/Credit Card or Electronic Check: You can use most major ATM/Debit cards, MasterCard and Visa credit cards, or the Electronic Check thru BillMatrix. A convenience fee is charged. Contact BillMatrix at 1-800-386-0067 or visit www.sdge.com/epay.
In Person: To find the nearest location and hours of operation, call 1-800-411-SDGE (7343) or visit www.sdge.com.
Need help paying your bill? Call us for programs and services at 1-800-411-SDGE (7343) or visit www.sdge.com.



ACCOUNT NUMBER 1234 567 890 0
 DATE DUE
 Jun 27, 2016

DATE MAILED Jun 8, 2016 Page 3 of 4
 1-800-411-SDGE (7343) English
 1-800-311-SDGE (7343) Español
 1-877-889-SDGE (7343) TTY
 www.sdge.com

Detail of Current Charges - Continued

TAXES & FEES ON GAS CHARGES		Amount (\$)
Public Purpose Program	23 Therms x \$.072260	1.66
State Regulatory Fee	23 Therms x \$.000930	.02
Total Taxes & Fees on Gas Charges		\$ 1.68
Total Gas Service		\$ 29.66

Electric Service

Rate: Standard - DR-Residential Climate Zone: Inland
 Baseline Allowance: 333 kWh
 Billing Period: 5/5/16 - 6/6/16 Total Days: 32
 Meter Number: 00000000 (Next scheduled read date Jul 6, 2016) Cycle: 3
 Meter Constant: 1.000
 Circuit: 0386 Block: 063A

Billing Period	Days	Current Reading	Previous Reading	= Difference	x Meter Constant	= Total kWh
05/05/16 - 06/06/16	32	7115	6542	573	1.000	573

ELECTRIC CHARGES		Amount(\$)
Electricity Delivery (Details below)		573 kWh
SUMMER USAGE	0-130% of Baseline	More than 130% of Baseline
kWh used	433	140
Rate/kWh	\$ 0.05480	\$ 0.25645
Charge	\$ 23.73	+ \$ 35.9
		= 59.63

DWR Bond Charge	573 kWh x \$.00539	3.09
Summer Electricity Generation	573 kWh x \$.12986	74.41
DWR Revenue Adjustment		-.12

Total Electric Charges \$137.01

TAXES & FEES ON ELECTRIC CHARGES		Amount (\$)
Franchise Fees on Electric Energy Supplied by Others	2.97 x 1.10%	.20
State Surcharge Tax	573 kWh x \$.000290	.17
State Regulatory Fee	573 kWh x \$.000330	.19
Total Taxes & Fees on Electric Charges		\$.56
Total Electric Service		\$ 137.57
Total Current Charges		\$ 167.23

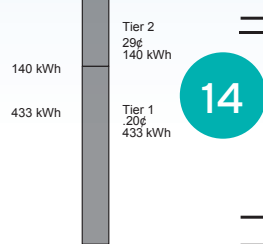
Breakdown of Electric Charges

The total electric charges shown in the "Electric Service" section include the following components. Definitions for these terms are shown on page 4 of your bill.

Electricity Generation	74.41
DWR Bond Charge	3.09
Transmission	16.86
Distribution	47.94
Public Purpose Programs	7.11
Nuclear Decommissioning	.30
DWR Revenue Adjustment	-.12
Competition Transition Charge	1.05
Local Generation Charge	.22
Reliability Services	.07
TRAC	-13.92
Total Electric Costs	\$ 137.01

Meter Number: 00000000

Your Usage: 573 kWh Average Cost per kWh



The average cost per kilowatt hour (kWh) figures in the chart above are based on averages. Actual prices may vary. For more information visit www.sdge.com/customer/rates.